

# Wheel dumpers



**WACKER  
NEUSON**  
*all it takes!*



# These reasons speak for wheel dumpers and Dual View dumpers from Wacker Neuson.

## 1. Tackle challenges – and easily master them.

You may not be able to choose the terrain, but you can choose your machine. Wheel dumpers and Dual View dumpers by Wacker Neuson can carry out any task even on the most difficult of terrains. The articulated pendulum joint provides high off-road capability and excellent traction on any ground surface.

## 2. The best conditions for performance – a strong hydrostatic drive system.

Technologies need to be time-tested and proven in application – every single day. The dumpers from Wacker Neuson are equipped with high quality drive systems, which provide reliable performance and will impress you with their user-friendly operation.

## 3. Tried and tested over the years – optimized together.

Our many years of experience and the close co-operation with our customers in product development make our dumpers sought after helpers on any construction site. For many years to come as well.

## 4. Flexibility and reliability – the hallmark of our wheel dumpers and Dual View dumpers.

The dumpers from Wacker Neuson are not only durable, sturdy and extremely reliable, but can also be used universally, thanks to a large amount of configuration options. Different types of skips as well as other options make it possible to configure the machine entirely according to your needs: These include everything from the air-conditioning system in the cab to the Speed version. We will be happy to advise you and ensure that each of your dumpers provides you with reliable and powerful transportation of material.

### Wacker Neuson – all it takes!

We offer products and services rendered that meet your high requirements and diverse applications. Wacker Neuson stands for reliability. This of course also applies to our wheel dumpers and Dual View dumpers. We give our best every day to ensure your success. And we do this full of passion.

# Transport expertise to the last detail.



## Travel effortlessly over any ground conditions.

Neither narrow passages nor uneven surfaces can stop the wheel dumpers from Wacker Neuson: Thanks to the articulated pendulum joint, they are able to go anywhere. More on page 21.

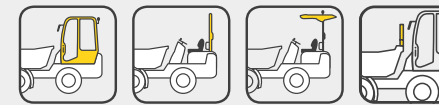


## Driving without changing gears.

Everything under control with the pedal: The hydrostatic drive system makes driving simple and shifting unnecessary in many cases. Details on page 34.

## Full safety and comfort

Choose between the ROPS bar with practical weather protection roof, weather-proof canopy and the safety cabin with integrated heating, optionally with air-conditioning system and protective skip grating against falling material.



## Always the right skip.

With a large selection of skip versions, the wheel dumpers are ideally outfitted for many applications. Light materials skip and special skips are also available.

An overview of all skip types can be found on page 37.



## Dumpers always in sight with EquipCare.

With our Telematics solution EquipCare, you give your machines a voice. Machines equipped with the Telematics module actively report in, for example, to notify you of upcoming maintenance or possible operating malfunctions. For these machines, our EquipCare Dual ID is also available as an option. This is an electronic access control. Thus, you can precisely define who can operate your machines, increasing security on your construction site.



# All wheel dumpers and Dual View dumpers in an overview.

All details on our dumpers are also available online at: [www.wackerneuson.com/dumper](http://www.wackerneuson.com/dumper)

### Wheel dumpers:



DW15e

Maximum payload: 1,500 kg  
> Page 04



1001

1,000 kg



1501

1,500 kg

> Page 08



1601

1,500 kg



DW20

2,000 kg



DW30

3,000 kg

> Page 12



DW40

4,000 kg



DW50

5,000 kg

> Page 18



DW60

Maximum payload: 6,000 kg

> Page 22



DW90

9,000 kg

### Dual View Dumpers:



DV60

6,000 kg



DV90

9,000 kg

> Page 28



DV100

10,000 kg



Start easily and off you go: thanks to the electric travel drive system, no frequent gear changing is required and the operator can focus entirely on his work. The drive system and the work hydraulics can be operated self-contained of each other

Just as powerful as a conventional wheel dumper, but extremely quiet – ideal in noisesensitive environments

Can be charged on a 230 V outlet

## Remove material cleanly: The electric wheel dumper DW15e.

	DW15e
Max. payload (kg)	1,500
Battery, capacity/output (Ah / kWh)	300/14.4
Width (mm)	1,305
Max. skip capacity heaped (l)	800
Skip versions	





Fold-down roll over protective structure (ROPS)

Optionally with equipment for use on public roads: side mirrors, reversing alarm, lighting

**Multifunctional display:** all functions as well as battery charge status can be seen at a glance

**Wide protection at leg height** e.g. from moving parts, stone impact, branches, etc.

**Different dumping heights** are not a problem thanks to the high tip skip

**Large control stand** with lots of freedom of movement and leg clearance for the operator

Many application areas thanks to the electric drive, such as indoors or on urban construction sites

Quick and easy maintenance access

**Gradeability up to 50 degrees** ensures safety and stability on steep terrain

**Ideal for uneven ground conditions:** large ground clearance

Can also optionally be delivered with a swivel tip skip – ideal for working on trenches and slopes

**Tractor tread** for maximum safety and traction, also optional with turf tires



## Transport material completely free of emissions.



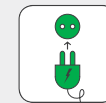
• Noise pollution for the operator is under 60 decibels. This is equivalent to normal room volume.\*



• Thanks to the electric motor, the CO<sub>2</sub> emissions are reduced by 90% over the entire life cycle.\*\*



• The maintenance-free 48 V battery has enough power for a full workday – depending on the type of application.



• The battery charger is integrated in the battery and is easy to connect to a 230 V socket.



• There is an electric motor each for the drive system and the hydraulics, incl. energy recovery when braking and going downhill.

**Competent on any terrain** thanks to the articulated pendulum joint and 4 wheel drive.



**Entry and exit on both sides** for maximum safety in any construction site situation.



**Low operating and maintenance costs** thanks to the low-maintenance electric drive.



**Compact dimensions** allow for efficient work in a narrow space, quick turning manoeuvres and easy transport.



**The DW15e can be easily transported** thanks to the optimally located lifting lugs and the low weight.



\*Emission sound pressure level (LpA): This specifies the sound level of a device at the working area directly assigned to it, for example in the operator's cab.

\*\*CO<sub>2</sub> emissions over the entire service life, direct and indirect, thus including battery production and energy generation (EU mix), compared with a conventional product of the same class.












Low-maintenance, variable twin-lock 4-wheel drive makes working in difficult ground conditions a breeze

The articulated pendulum joint adapts to all unevenness and keeps the dumper stable in any situation

Compact dimensions make the wheel dumpers extremely manoeuvrable – ideal in confined spaces

## Compact, safe and versatile: Wheel dumpers 1001, 1501, 1601.

	1001	1501	1601
Max. payload (kg)	1,000	1,500	1,500
Engine output (kW/HP)	18.9/25.7	18.9/25.7	18.9/25.7
Width (mm)	1,180	1,305	1,305
Max. skip capacity heaped (l)	525	800	1,044
Skip versions	 	 	  



**Different dumping heights** are not a problem thanks to the high tip skip

**Optionally with equipment for use on public roads:** side mirrors, reversing alarm, lighting

**Clearly arranged instrument panel:** all displays and operator's controls can be reached quickly

**Stage-5 certified** for minimum pollutant emissions

**Rotating beacon** for optimal visibility of traffic participants and construction site personnel

**Reversing alarm and side mirrors** for optimal all-round visibility and more safety on the construction site



**Maximum traction and safety** thanks to the tractor tread

**Maximum traction and safety** thanks to the tractor tread

**With towing device as a standard** – for manoeuvring work on the construction site, optionally available with an outlet

**High ground clearance** also makes off-road applications possible away from the construction site roads

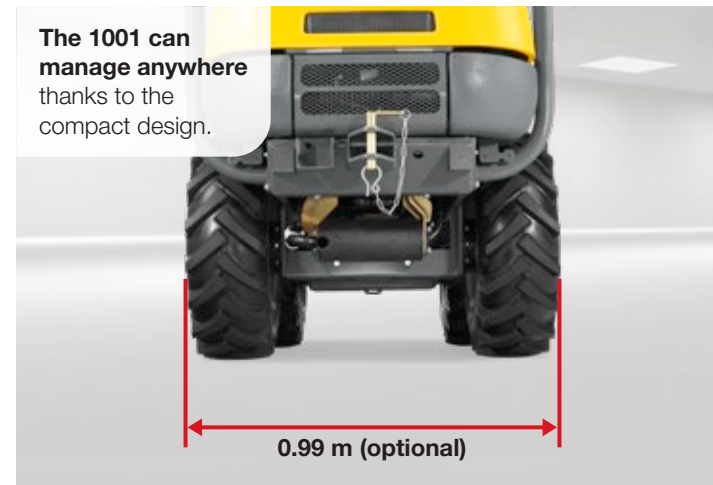
**Simple operation, low wear:** the hydrostatic twin-lock 4-wheel drive saves time and money



**Simple operation, low wear:** the hydrostatic twin-lock 4-wheel drive saves time and money



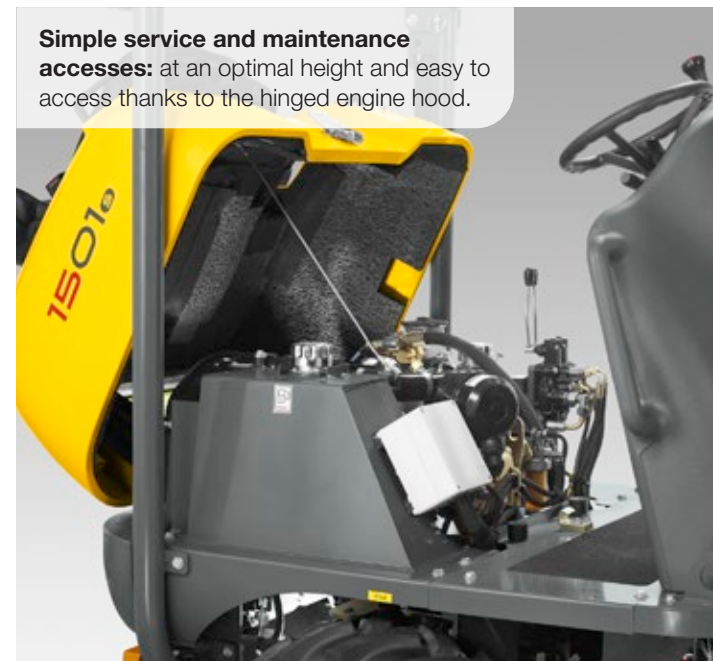
**The 1001 can manage anywhere** thanks to the compact design.



**Fold-down roll over protective structure:** ideal for low headroom or during transport.



**Simple service and maintenance accesses:** at an optimal height and easy to access thanks to the hinged engine hood.



**Tipping precisely:** the swivel tip skip can be variably turned by 180°.





Auto-stop function switches the machine off automatically if it is not used for a set time

Pleasant driving feeling thanks to the hydrostatic brake effect and gentle change between forward and reverse operation

Extremely cost-efficient and productive due to doubled maintenance intervals of 500 operating hours

## Material transport managed easily: The wheel dumpers DW20, DW30 and DW40.

	DW20	DW30	DW40
Max. payload (kg)	2,000	3,000	4,000
Engine output (kW/HP)	18.9/25.7	18.9/25.7	36/45.3
Width (mm)	1,497	1,730	1,780
Max. skip capacity heaped (l)	1,500	1,800	2,300

Skip versions





**The optional rotating beacon**, combined with the use of the safety belt, ensures more safety and visibility on the construction site. The orange rotating beacon is available as an option on all models, the green rotating beacon only for the DW30

**Fold-down ROPS (Roll Over Protective Structure)** with gas pressure damper for safe operation without manual effort

**Cabin with ROPS and FOPS Level 2 certification** optional for DW30 and DW40

**A seat contact switch** makes it so that the machine only gets going when the operator is seated. If the operator stands, the speed is reduced in a controlled manner. This ensures maximum safety on the construction site

**Auto-stop function** switches the machine off automatically if it is not used for a set time

**36-kW engine** that provides additional power (optional for DW30 and standard for DW40)

**Weather protection roof:** Optimal protection from sun and light rain for machines with ROPS

**Skip grating** protects operator and cabin from material or excavator bucket (DW30 and DW40)

**Spring-loaded parking brake:** Completely wear-free operation as well as durable and reliable

**Clear instrument panel with joystick operation:** Intuitive operation and all important functions quickly reachable with one hand movement

**Concrete skip:** Dumping opening with pouring pan for concrete processing has been optimized (only for DW30)

**Optional high swivel tip skip** with tilt sensor makes the DW20 and DW30 the safe construction site pro

**Articulated pendulum joint** adapts to all unevenness and keeps the dumper stable in all situations

**Entry and exit on both sides** increases the operator's safety. Also optionally available in signal color

**Turf tires (optional)** allow gentle soil use and avoid potential tie-in work such as repairs



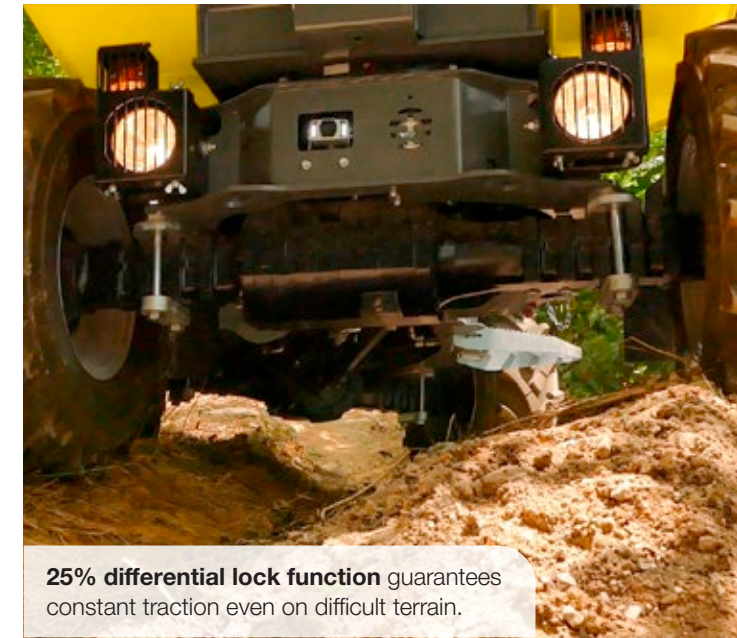
## High level of comfort, maximum safety and intuitive operation standard.

Thanks to a number of details and the resulting overall concept, work is made as pleasant as possible for the operator.

- ✓ Clearly arranged instrument panel with joystick operation: all displays at a glance. The modern joystick combines many functions in one handle: skip actuation, travel direction change, gear shift
- ✓ The belt coloured in orange signals its control function via the connection with the green LED light, which is externally attached to the machine. It lights up when the operator is properly secured while operating the machine (DW20 & DW30)
- ✓ Due to the hydrostatic 4-wheel drive, these wheel dumpers do not require frequent gear changes. The hydrostatic brake effect and brake lights that light up automatically make them safe construction-site helpers.



**The built-in auto-stop automatic function** automatically switches off the machine when not in use, thus saving operation and maintenance costs.



**25% differential lock function** guarantees constant traction even on difficult terrain.

## More protection and comfort.

The optional cab of the DW30 and DW40, with ROPS/FOPS II certification, provides for comfortable and safe working in any weather. Highlights of the cab include:

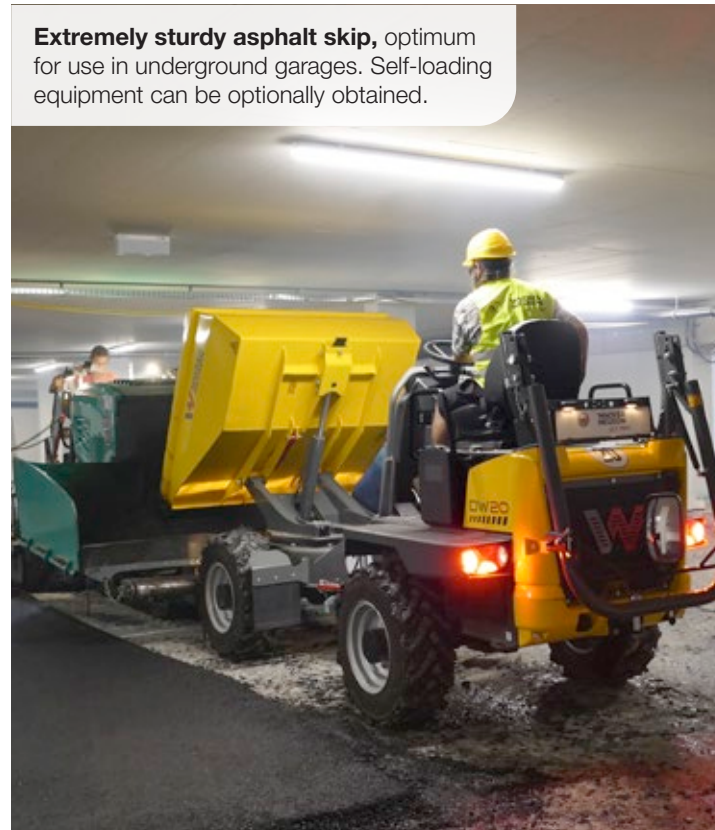
- Powerful air-conditioning system (optional) and heater
- LED work light
- Radio incl. Bluetooth hands-free installation and USB charging connection (optional)
- Imitation leather seat and seat contact switch
- Intuitive joystick operation concept
- Tinted safety glass
- Front and rear-view camera
- Variety of stowage options (e.g. drinks holder)



**Precise lateral unloading:** not a problem with the swivel skip tip and variable 180-degree tipping.




**Extremely sturdy asphalt skip,** optimum for use in underground garages. Self-loading equipment can be optionally obtained.



## Simple and cost-saving maintenance.

With the maintenance intervals extended to 500 operating hours, you can really save on costs. Even when the maintenance is finally due, getting it done is quick and easy, because the maintenance points are easily reached from the ground.







Low-wear hydrostatic 4 wheel drive with ECO mode is easy to drive and reduces operating costs

Most powerful engine in its class

Everything is perfectly under control thanks to the clearly arranged instrument panel and intuitive joystick operation

## Big technology, compact dimensions: the wheel dumper DW50.

	DW50
Max. payload (kg)	5,000
Engine output (kW/hp)	55.4/75.3
Width (mm)	1,915
Max. skip capacity heaped (l)	2,650
Skip versions	





**Optional seat contact switch for maximum safety** – prevents starting or stops the machine if the operator stands

**Stage-5 certified** for minimum pollutant emissions

**Removable sun protection roof** for the version with the ROPS bar

**Fold-down ROPS (Roll Over Protective Structure)** – ideal for starting under a low clearance height and to save space for transport

**Variable up to 28 km/h** for quick, jerk-free position change



**Towing device,** optionally available with outlet

**Easy service access** thanks to the engine hood that swings open to the rear at a perfect working height

**Big control stand** with plenty of room to work comfortably

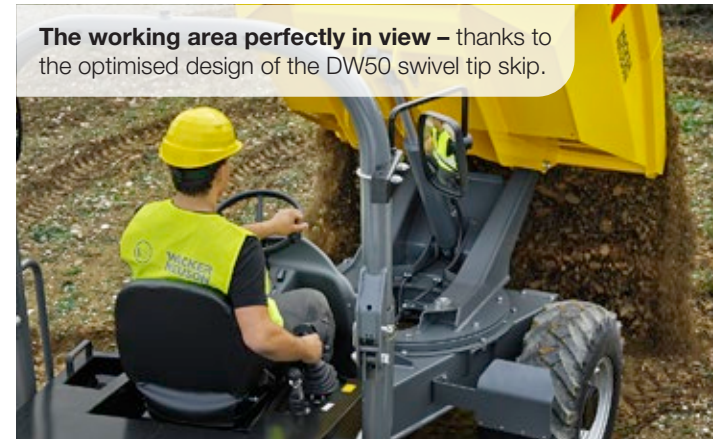
**At home in any ground conditions** thanks to the high ground clearance

**Safely enter and exit from both sides** in any construction site situation

**Big tire selection,** e.g. traction tractor tread for maximum traction or industrial tires for flexible applications

**Viewing camera** shows the blind spot in front of the machine

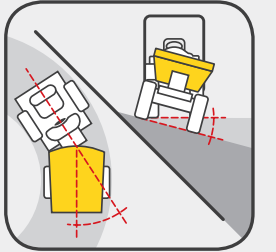
**The working area perfectly in view** – thanks to the optimised design of the DW50 swivel tip skip.



**Turf tires** have large contact surfaces, which protect the subsurface.



## Articulated pendulum joint.



**In many applications, rough ground conditions with bumps, small gradients and constricted places is a part of daily operations. For this reason, all wheel dumpers from Wacker Neuson are outfitted with an articulated pendulum joint.**

- Excellent off-road capability, even under load
- Depending on the model, articulated pendulum steering up to max. 37 degrees / 15 degrees
- The best ground contact and very good traction

## Control stand and operating concept.

**An innovative operating concept for control stand and seating console:** all operator's controls, such as switches, the joystick or the display, are placed on the right-hand side. The left hand can thus always remain on the steering wheel!


- Joystick for safe and convenient operation
- Display with service indicator for better planning
- Front-view camera, rear view mirror, and optimal lighting for excellent visibility



**Fold-down ROPS (Roll Over Protective Structure):** ideal for low passages and easy transport



**Wide-opening engine hood** for easy service access to the engine compartment.







Economical and easy to operate: the hydrostatic 4 wheel drive with automatic ECO mode and automatic brake light

Standard auto-stop function, which automatically switches off the machine after a set time

Completely maintenance-free spring-loaded parking brake, automatically activated when the engine is switched off

## Materials handling on a large scale: The wheel dumpers DW60 and DW90.

	DW60	DW90
Max. payload (kg)	6,000	9,000
Engine output (kW/HP)	55/75	55/75
Width (mm)	2,329	2,493
Max. skip capacity heaped (l)	3,500	4,550

Skip versions





**Powerful diesel engine –** available in 44.5-kW and 55.4-kW versions. Both comply with emission standard Stage V

**Front and rear-view camera** (optional) increase safety on the construction site

**Various skip options** for economical handling of large volumes of material, e.g. front tip skip or swivel tip skip (optional)

**Standard screw fastening points** for optionally available skip grating protecting the operator and cabin

**Single-piece engine hood** for optimum maintenance access



**Safe entry and exit on both sides** in signal color for flexibility on the construction site

**With its durable LED front and rear work lights,** the machine is equipped even for work with poor visibility or at night

**Wide selection of tires:** Wide-tread turf tires, industrial tires for flexible applications or tractor tread for maximum traction

**Optionally with equipment for use on public roads:** side mirrors, reversing alarm, lighting

**ROPS bar with gas pressure damper** can be folded forward safely and easily

**Standard auto-stop function** causes machine to switch off automatically

**The optionally available radio** is equipped with a Bluetooth hands-free installation and offers USB charging connections at the same time

**The large, multi-functional 7-inch color display** ensures a perfect overview of all the machine's functions and displays the front- and rear-view camera images



**Towing device,** optionally available with outlet

**Articulated pendulum joint** for continuous ground contact in ground conditions

**Reverse alarm with broadband tone:** Very good warning characteristics in the danger zone despite low noise pollution





## High level of safety for operator and surroundings.

Safe construction equipment is the basic requirement for productive work. Wheel dumpers by Wacker Neuson offer many innovative safety features and optimum protection just in case.

- The skip grating protects the operator and the cabin from falling material
- The entry in signal color increases safety and gives the steps and handle better visibility
- The green rotating beacon lights up when the operator fastens the orange belt
- Safe and practical: Fold-down roll over protection structure with gas pressure damper
- Everything in view, even in front of the machine, thanks to the view camera
- The seat contact switch ensures that the machine only moves with the operator is on board

The built-in auto-stop function switches the machine off automatically after a pre-defined period of time when not in use.



The large contact surfaces reduce contact pressure and protect sensitive ground.

## Comprehensively equipped optional cabin.

- The cabin is particularly spacious, so that the operator can concentrate fully on his work
- The laminated safety glass also protects the cabin from external influences
- The optional air-conditioning system provides maximum comfort and a pleasant working temperature in every weather condition
- A variety of stowage options and optimally arranged operating elements help the operator to work quickly and efficiently
- Other highlights include: Windshield wipers in front and back, radio with hands-free intercom station, LED work light and entry in signal color



## Maintenance made easy.

A construction machine is productive only when it is in use. That's why we do everything we can to make maintenance as efficient and cost-effective as possible, such as:

- ✓ Low-wear drives
- ✓ Long maintenance intervals
- ✓ Low service access
- ✓ Easy-to-reach maintenance access points
- ✓ All necessary areas within reach



The modern joystick connects many functions in one handle. Thus, one hand can always remain on the steering wheel.



The large, multi-functional 7-inch display complies with protection class rating IP69, thus not only providing a good view but also is very sturdy.










Innovative Dual View concept: 180-degree rotatable operator's seat offers the ideal view when loading and driving

The optionally available cabin combined with the skip grating give the operator the best-possible protection and safety

Comfortable and low-wear: the hydrostatic 4 wheel drive accelerates variably without a loss of tractive force and gently changes between forwards and reverse operation

## Dumper and truck in one: The Dual View Dumpers DV60, DV90 and DV100.

	DV60	DV90	DV100
Max. payload (kg)	6,000	9,000	10,000
Engine output (kW/HP)	55.4/75.3	55.4/75.3	55.4/75.3
Width (mm)	2,330	2,420	2,420
Max. skip capacity heaped (l)	3,600	4,600	5,000
Skip versions	 	 	



**Ideally equipped for working at night:** with optional work lights

**Running lights and rotating beacon** for optimal visibility on the construction site

**Optional seat contact switch for added safety:** machine only runs when the operator is seated

**Fold-down ROPS (Roll Over Protective Structure) ex work** for low passage heights and easy transport, particularly easy to operate thanks to the gas pressure damper

**Front tip skip** with low centre of gravity for safe materials handling of large material volumes

**Compact dimensions:** much more manoeuvrable on the construction site than a truck

**Skip grating on the skip structure** protects the operator and cabin from falling material

**Equipment for use on public roads as a standard:** side mirrors, reversing alarm, wheel chock, road traffic regulation accessories

**Large tire selection:** turf tires with large contact surface, industrial tires for flexible applications or tractor tread for maximum traction

**Articulated pendulum joint** adapts to all unevenness for maximum stability

**Viewing camera** shows the area behind the machine for added safety on the construction site

**AUTO-STOP function:** engine switches off automatically after a longer period of inactivity

**Very good gradeability** allows for safe working in any ground conditions

**Hydrostatic brake function:** brake lights illuminate automatically when releasing pressure on the gas pedal

**Hydrostatic 4 wheel drive with ECO mode** for optimal use of power with minimum consumption

**Stage-5 certified** with diesel particulate filter for minimum particulate emissions to protect the operator and environment

**Variable up to 30 km/h** for quick position changes and efficient materials handling



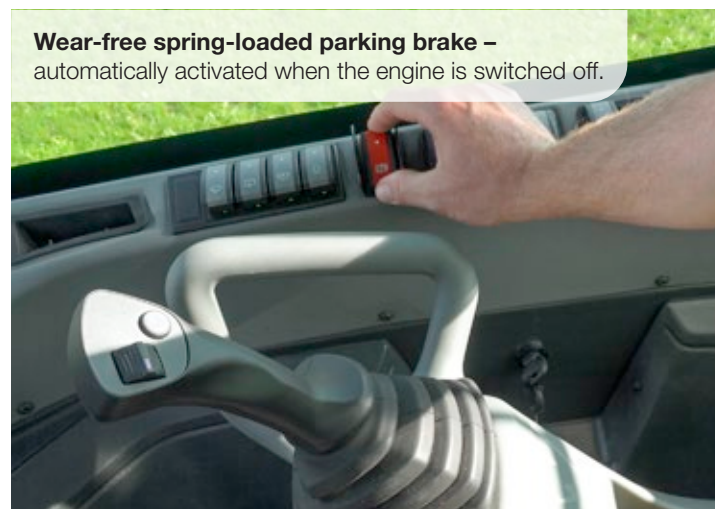


## Get on, move off, save money!

Our big wheel dumpers have a hydrostatic 4 wheel drive. It accelerates variably with constant tractive force and can be operated by anyone, since frequent gear shifting is not required. Thanks to the hydrostatic braking effect, all you usually have to do to brake is just take your foot off the gas pedal. In ECO mode, consumption is also reduced to a minimum – with optimal use of power.



**Easy maintenance from the ground** thanks to the wide-opening engine hood and low service access points.



**Wear-free spring-loaded parking brake** – automatically activated when the engine is switched off.

## Unrestricted view – especially in the main travel direction!



**180-degree rotation of the entire operator's cab:** release the lock, turn the seat together with the console and continue working as usual in no time.



**More safety:** perfect view of the working area at all times - whether during transportation, loading or unloading.



**Higher productivity:** act safely and with precision, even in confined spaces - no time wasted and no fuel consumption due to manoeuvring.



You can find more information about Dual View at: [www.wackerneuson.com/dualview](http://www.wackerneuson.com/dualview)

## More operating comfort thanks to the ergonomic swivel console.

**Screen for standard rear-view camera** with lockable anti-vandalism protection; screen and camera meet IP69 requirements

**Steering column with tilt adjustment** facilitates safe ascent and descent

**Additional storage possibility**

**Multifunction display** for machine functions, including lockable display protection

**Joystick handle** with travel direction switch-over and skip actuation

**Easy 180-degree rotation** – no time-consuming turning manoeuvres

**Rotating assembly mounted on bearings** for quick change of the sitting position





## Protection for the operator and cabin.

The skip grating prevents falling material from hitting the cabin. The grating even withstands external forces. This way, operator and cabin are optimally protected – both when loading and driving.



## Large comfort cab.

DV60 DV90 DV100

A pleasant working area is an important safety bonus. Every detail is just right with our dumper cabins:

- Large control stand with plenty of freedom of movement and leg clearance
- Steering wheel and operator's seat can be adjusted to any operator size
- Air-conditioning system for perfect working temperature and air circulation
- Clearly arranged instrument panel with intuitive joystick operation
- Tinted windows for optimum UV and noise protection
- ROPS/FOPS level-II certified
- Laminated sheet glass
- Cab noise level just 79 dB(A)
- Comfortable working conditions
- Steering wheel tilt adjustment
- 3-way adjustable operator's seat (backrest tilt, forward/backward, suspension adjusts to weight of operator)
- Plenty of storage areas
- Front sun shade

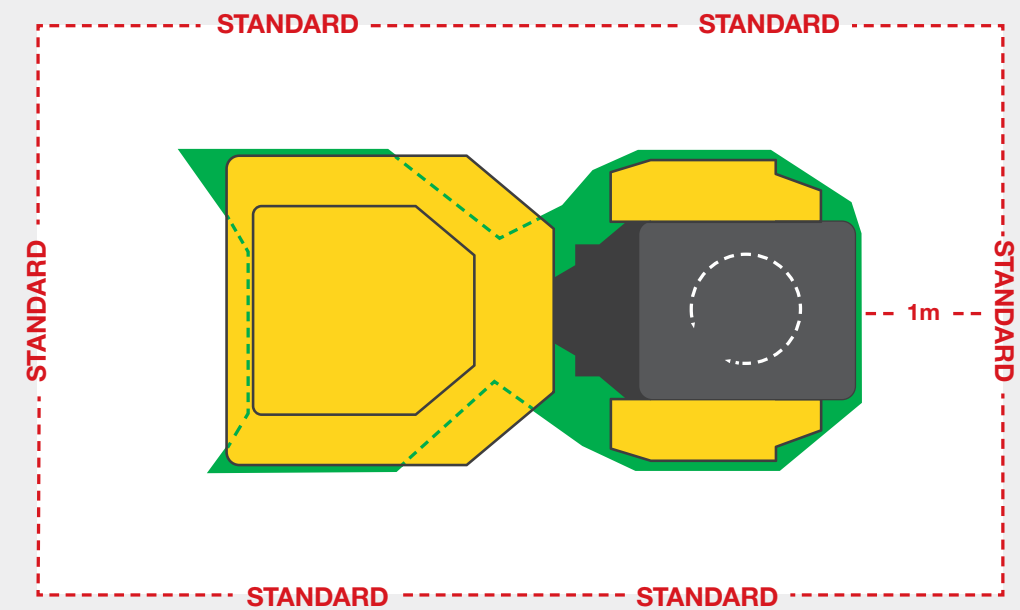


## Hydrostatic drive.

Thanks to the hydrostatic 4 wheel drive with constant tractive force, our wheel dumpers are extremely capable in off-road conditions and very responsive in operation. Thanks to the hydrostatic braking effect, you can usually drive in most situations with just one pedal. "Today energy efficiency is also a big topic on the construction site. With the automatic ECO mode of the efficient hydrostatic drive, the machine is operated with an optimal use of power and minimum consumption". Dr. Robert Finzel, Managing director of Wacker Neuson Linz

## Simply see more.

The Dual View dumper clearly stands above the requirements of the line-of-sight standard ISO 5006:2017.



From here you can overlook a height of 1.2 m with the Dual View\*

From here, you must be able to see a height of 1.2 meters according to the line-of-sight standard

\* With mirrors and a rear-view camera



## The right skip for any Skip versions at a glance. requirement.


Whether for construction sites, gardening and landscaping, or municipal use: the different skip types are designed for different needs and provide you with exactly the qualities that are in demand.



High swivel tip skip



Asphalt skip



Concrete skip

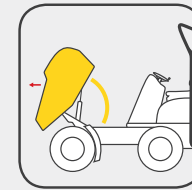


Front tip skip



High tip skip


## Skip versions at a glance.



### Front tip skip

The front tip skip is ideal if a lot of material has to be transported in a short period of time.

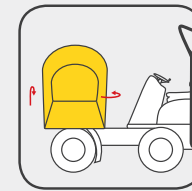
- For larger material volumes up to 4.75 m<sup>3</sup>
- Low centre of gravity and low dumping height
- Economic solution



### High tip skip

If height differences are to be compensated when emptying the material, the high tip skip is the right choice.

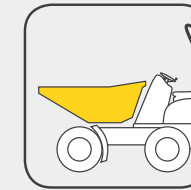
- Suitable for container loading
- Dump height is over 1.8 m
- Flexible use as front or high tip skip



### Swivel tip skip

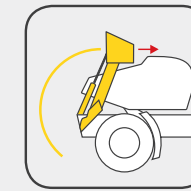
Thanks to the infinitely variable 180-degree tipping, the swivel tip skip puts your material exactly where you want it – ideal for limited spaces.

- Levelling when transporting liquids on gradients
- 2 × 90-degree turn motor left and right
- Side filling possible



### Other types of skips

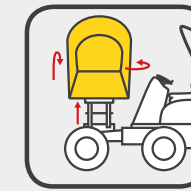
A low dump height is important in many applications. This is exactly why the DW20 and the DW30 have special skips. When very large volumes need to be transported, a light materials skip is recommended, which is available for the 4001 Speed.



### Self-loading equipment

Entirely without other machines, lots of material can be filled in a short time with the self-loading equipment.

- Lifting of up to 300 kg material
- Self-contained actuation of loading arm and bucket



### High swivel tip skip

- Combination of the advantages of a swivel tip skip and a high tip skip
- Outstanding suitability for bridging of height differences in narrow spaces
- The modern tilt sensor warns the operator of instability immediately with a visible and acoustic signal



Swivel tip skip



Self-loading equipment



# Configuration options

WHEEL DUMPERS AND DUAL VIEW DUMPERS

	DW15e	1001	1501	1601	DW20	DW30	DW40	DW50	DW60	DW90	DV60	DV90	DV100
<b>SKIP</b>													
Asphalt skip 2.2 m	-	-	-	-	○	-	-	-	-	-	-	-	-
Swivel tip skip	○	-	○	○	○	○	●	●	○	-	○	○	-
Front tip skip	-	-	-	●	●	●	-	-	●	●	●	●	●
High tip skip	●	●	●	○	-	-	-	-	-	-	-	-	-
Light materials skip	-	○	-	-	-	-	-	-	-	-	-	-	-
Swivel tip skip 3m	-	-	-	-	-	-	-	-	○	-	-	-	-
Concrete skip incl. pouring pan	-	-	-	-	-	○	-	-	-	-	-	-	-
High swivel tip skip	-	-	-	-	○	○	-	-	-	-	-	-	-
Swivel tip skip with self-loading equipment	-	-	-	-	○	-	-	-	-	-	-	-	-
<b>CAB</b>													
ROPS/FOPS cab Level II	-	-	-	-	-	○	○	-	○	○	○	○	○
Canopy, ROPS/FOPS Level II	-	-	-	-	-	-	-	-	-	○	○	○	○
Air-conditioning system	-	-	-	-	-	○	○	-	○	○	○	○	○
Bluetooth radio with intercom station	-	-	-	-	-	○	○	-	○	○	○	○	○
Weather protection roof	-	-	-	-	○	○	○	○	-	-	-	-	-
Fold-down ROPS bar	●	●	●	●	-	-	-	●	-	-	-	-	-
Fold-down ROPS bar with gas pressure damper	-	-	-	-	●	●	●	-	●	●	●	●	●
Laminated safety glass VSG	-	-	-	-	-	●	●	-	●	●	●	●	●
Tinted windows	-	-	-	-	-	●	●	-	●	●	●	●	●
7-inch color display (protective class IP69)	-	-	-	-	○	○	○	●	●	●	●	●	●
Vandalism protection, display	-	-	-	-	-	-	-	-	●	●	●	●	●
Imitation leather seat and seat contact switch	-	-	-	-	○	○	○	○	○	○	○	○	○
<b>HYDRAULICS</b>													
Panolin HLP Synt46 (Bio-oil)	○	○	○	○	○	○	○	○	○	○	○	○	○
<b>DRIVE SYSTEMS</b>													
Emission standard stage V	-	●	●	●	●	●	●	●	●	●	●	●	●
100% electric drive system	●	-	-	-	-	-	-	-	-	-	-	-	-
Battery charger for xGEI 230 V 16A	○	-	-	-	-	-	-	-	-	-	-	-	-
Auto-stop function	-	-	-	-	-	○	●	-	●	●	●	●	●
25 km/h version	-	-	-	-	-	○	●	●	●	●	●	●	●
28 km/h version	-	-	-	-	-	-	-	○	-	-	-	-	-
Hydrostatic all-wheel drive	●	●	●	-	●	●	●	●	●	●	●	●	●
Articulated pendulum joint	●	●	●	●	●	●	●	●	●	●	●	●	●
Partially locked differential	●	-	-	-	●	●	●	●	-	-	-	-	-
DV 30/10/15/10 km/h	-	-	-	-	-	-	-	-	-	-	○	○	○
DV 30/15/20/15 km/h	-	-	-	-	-	-	-	-	-	-	○	○	○
36kW engine	-	-	-	-	-	○	-	-	-	-	-	-	-
55kW engine	-	-	-	-	-	-	-	-	○	-	-	-	-
<b>EQUIPCARE</b>													
EquipCare including app and PC-manager*	○	○	○	○	○	○	○	○	○	○	○	○	○
Equip Care Dual ID	-	-	-	-	○	○	○	-	○	○	-	-	-

● Standard ○ option - not suitable

\* Available in Germany, Switzerland, Austria, United Kingdom, Sweden, France, Denmark, Norway, Belgium, Ireland, the Netherlands and Luxembourg. Other countries optional.

WHEEL DUMPERS AND DUAL VIEW DUMPERS

	DW15e	1001	1501	1601	DW20	DW30	DW40	DW50	DW60	DW90	DV60	DV90	DV100
<b>PAINT</b>													
Special paint cab/canopy/ROPS	-	-	-	-	-	-	○	○	○	○	○	○	○
Special machine paint, no RAL	○	○	○	○	○	○	○	○	-	-	○	○	○
Single-color RAL custom-made paint	○	○	○	○	○	○	○	○	○	○	○	○	○
<b>EXTENDED WARRANTIES:</b>													
Security 24 C (2,000 h)	○	○	○	○	○	○	○	○	○	○	○	○	○
Security 36 C (3,000 h)	-	○	○	○	○	○	○	○	○	○	○	○	○
Security 48 C (4,000 h)	-	○	○	○	○	○	○	○	○	○	○	○	○
Security 60 C (5,000 h)	-	-	-	-	○	○	○	○	○	○	○	○	○
<b>TIRES</b>													
Turf tires	○	-	-	-	-	○	-	○	○	-	○	-	-
Tires with tractor tread	●	●	●	●	●	●	●	●	●	●	●	●	●
Narrow tires	-	○	-	-	-	-	-	-	-	-	-	-	-
Tires with all-round tread	-	-	-	-	-	○	○	○	○	-	○	-	-
Dual tires	-	○	-	-	-	-	-	-	-	-	-	-	-
<b>MISCELLANEOUS</b>													
Towing device	-	-	-	-	○	○	○	-	○	○	○	○	○
Plug receptacle towing device	○	○	○	○	○	○	○	○	○	○	○	○	○
Road Lights	-	-	-	-	-	-	-	-	○	○	○	○	○
Equipment for road traffic	○	○	○	○	○	○	○	○	○	○	○	●	●
Manufacturer confirmation	○	○	○	○	○	○	○	○	○	○	○	○	○
Trailer hitch (manual)	-	-	-	-	-	-	-	○	-	-	-	-	-
Wheel chock	○	○	○	○	○	○	○	○	○	○	○	○	○
License bracket front + rear	-	-	-	-	-	-	-	-	○	○	-	-	-
TÜV road homologation (Germany)	○	○	○	○	○	○	○	○	○	○	○	○	○
<b>SAFETY</b>													
LED work lights front + rear	-	-	-	-	-	○	○	-	○	○	-	-	-
LED work lights rear	-	-	-	-	-	-	-	-	-	-	○	○	○
Side mirror (rear-view mirror)	○	○	○	○	○	○	○	○	○	○	○	●	●
Reverse alarm	-	○	○	○	-	-	-	○	-	-	●	●	●
Broadband tone reverse alarm	-	-	-	-	-	-	-	-	○	○	-	-	-
Skip grating	-	-	-	-	-	-	-	-	○	○	○	○	○
Entry in signal color	-	-	-	-	○	○	○	-	○	○	○	○	○
Orange LED rotating beacon	○	○	○	○	○	○	○	○	○	○	○	○	○
Green LED rotating beacon and orange safety belt	-	-	-	-	-	○	-	-	○	○	○	○	○
Front view camera	-	-	-	-	○	○	○	○	●	●	●	○	○
Rear-view camera	-	-	-	-	○	○	○	-	○	○	●	●	●

● Standard ○ Option - not suitable



# Dimensions

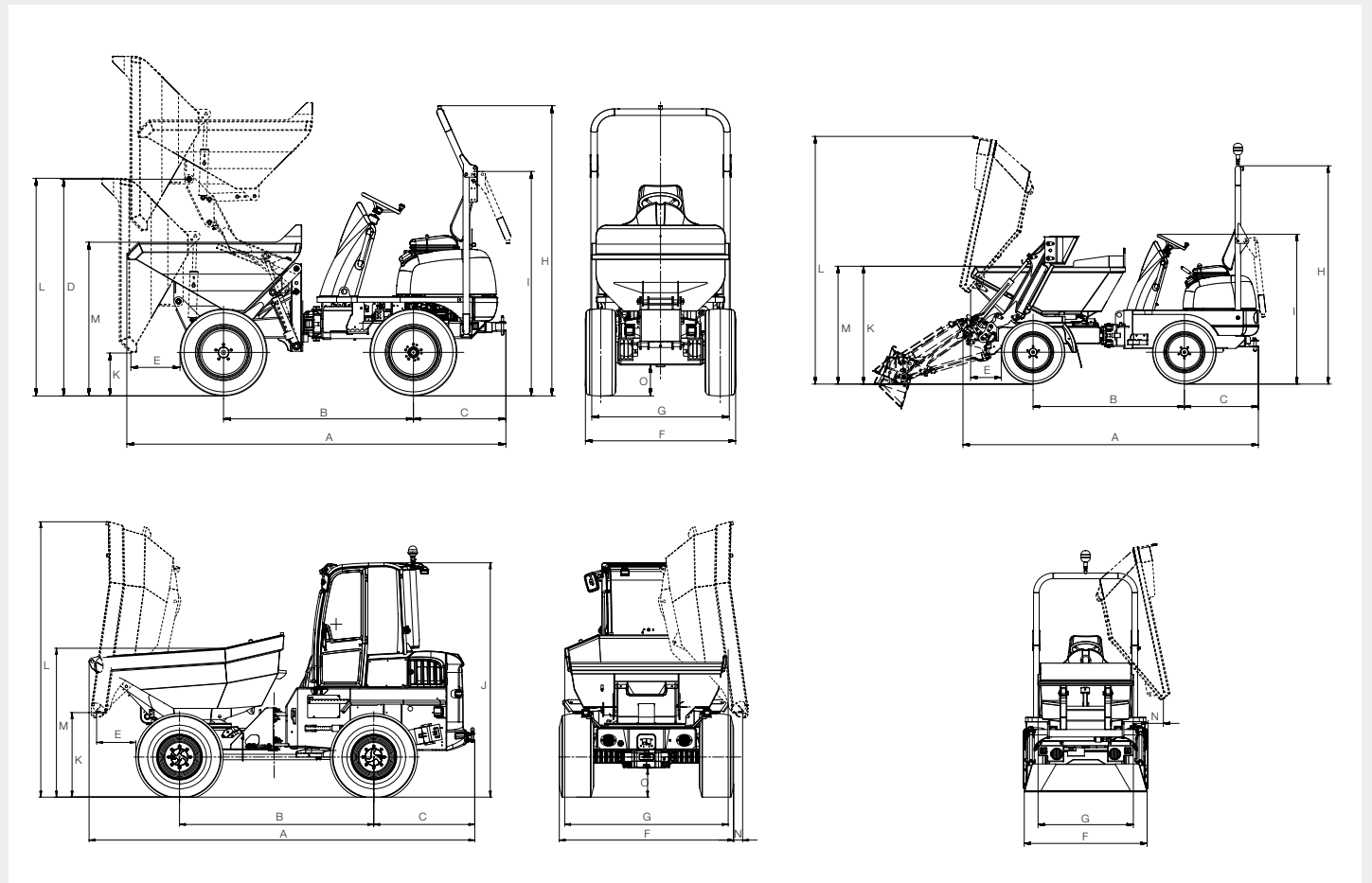
WHEEL DUMPERS

		DW15e		1001		1501		1601			DW20		DW30		DW40	DW50	DW60			DW90		
		High tip skip	Swivel tip skip	High tip skip	Narrow	High tip skip	Swivel tip skip	High tip skip	Swivel tip skip	Front tip skip	Front tip skip/ asphalt skip	Swivel tip skip	Swivel tip skip	Front tip skip	Concrete skip	Swivel tip skip	Swivel tip skip	Front tip skip	Swivel tip skip	Swivel tip skip 3'm	Front tip skip	
GENERAL		UNIT																				
A	Overall length	mm	3,300	3,214	3,080	3,300	3,220	3,300	3,220	3,310	3,788/3,865	3,784/3,813***	3,904	3,786	4,890	4,269	4,495	4,554	4,806	4,744	4,729	
B	Wheel base	mm	1,755		1,500	1,650	1,700	1,650	1,700		1,882		1,945		2,090	2,090	2,140	2,485			2,700	
C	Tail projection including hitch	mm	746		810	810		810			1,041		1,039		1,156	1,072	1,230	1,263			1,263	
D	Pivot point of the high tip skip	mm	1,924	–	740/1,825	820/1,885	–	820/1,885		–	–		–		–	–	–	–			–	
E	Tipping distance	mm	375	–	510	400	280	400	280	370	649/527	481/457***	482	543	1,212	567	630	565	456	446	514	
F	Width of vehicle	mm	1,322		1,180	990	1,305		1,305			1,497		1,730		1,780	1,780	1,915	2,230			2,420
G	Width of skip	mm	1,234		1,130	990	1,225	1,260	1,200	1,260	1,300	1,490/1,488	1,482/1,121***	1,730		1,740	1,780	1,910	2,328	2,217	2,218	2,486
H	Overall height of ROPS	mm	2,550		2,580		2,550		2,550			2,738		2,778		2,860	2,857	2,815	3,240	3,258	3,258	3,280
I	Height of ROPS (roll over protection structure) folded down	mm	1,971		1,960		1,960		1,960			1,873		1,913		1,945	1,945	2,030	2,591			2,618
J	Height of cab	mm	–		–		–		–			–		–		2,689	2,690	–	2,999			3,081
K	Height of tipping edge Skip tipped	mm	445/1,516	740	465/1,560	465/1,140	370/1,450	680	370/1,450	680	360	193/675	910/881***	994	233	363	1,014	1,160	384	1,100	1,153	374
L	Height of skip tipped	mm	1,966/3,038	2,276	1,770/2,860	1,770/2,440	1,895/2,975	2,250	1,895/2,975	2,250	1,970	2,034/2,187	2,855/2,862***	3,082	2,074	3,040	3,298	3,620	2,417	3,639	3,639	2,580
M	Height of skip not tipped	mm	1,408/2,479	1,340	1,230	1,345	1,300	1,345	1,300	1,345	1,433/1,430	1,404/1,388***	1,475	1,473	1,698	1,582	1,790	1,828	1,837	1,830	2,003	
N	Tipping distance lateral	mm	–	108	–	–	100	–	100	–	– / 363	241/263***	235	–	700	237	260	–	227.5		–	
O	Ground clearance	mm	252		270	260		260			217		257		257	257	370	378			396	

DUAL VIEW DUMPER

		DV60		DV90		DV100	
		Front tip skip	Swivel tip skip	Front tip skip	Swivel tip skip	Front tip skip	
GENERAL		UNIT					
A	Overall length	mm	4,448	4,699	4,622	4,891	4,660
B	Wheel base	mm	2,485		2,700		2,700
C	Tail projection including hitch	mm	1,157		1,157		1,157
D	Pivot point of the high tip skip	mm	–		–		–
E	Tipping distance	mm	565	456	520	457	549
F	Width of vehicle	mm	2,230		2,420		2,420
G	Width of skip	mm	2,328	2,218	2,497	2,453	2,504
H	Overall height of ROPS	mm	3,377		3,382		3,382
I	Height of ROPS (roll over protection structure) folded down	mm	2,400		2,405		2,405
J	Height of cab	mm	2,940		2,945		2,945
K	Height of tipping edge Skip tipped	mm	385	1,100	357	1,168	326
L	Height of skip tipped	mm	2,463	3,639	2,723	3,980	2,723
M	Height of skip not tipped	mm	1,828	1,981	1,970	2,230	2,041
N	Tipping distance lateral	mm	–	69	–	152	–
O	Ground clearance	mm	370		358		358

\* For swivel tip skip 3 m (Switzerland) \*\* Power version \*\*\* SLE





# Editions

Wacker Neuson offers a number of pre-configured editions per machine. You can choose from the following editions.

	DW15e			1001			1501			1601		DW20		DW30			DW40		DW50		DW60				DW90			DV60			DV90				DV100				
	Basic machine	Edition A	Edition B	Basic machine	Edition A	Edition B	Basic machine	Edition A	Edition B	Basic machine	Edition B	Basic machine	Edition A	Basic machine	Edition A	Edition B	Basic machine	Edition A	Basic machine	Edition A	Basic machine	Edition A	Edition B	Edition C	Basic machine	Edition A	Edition B	Basic machine	Edition A	Edition B	Basic machine	Edition A	Edition B	Edition C	Basic machine	Edition A			
<b>SKIP</b>																																							
Swivel tip skip	-	-	●	-	-	-	-	-	●	-	-	-	●	-	●	●	●	●	●	-	●	-	●	-	-	●	-	●	●	-	-	●	●	-	-	●	●	-	-
Front tip skip	-	-	-	-	-	-	-	-	-	●	-	●	-	●	-	-	-	-	-	-	●	-	-	-	●	●	-	●	-	-	●	●	-	-	●	●	-	-	
High tip skip	●	●	-	●	●	●	●	●	-	-	●	-	-	-	-	-	-	-	-	-	-	-	-	-	-	-	-	-	-	-	-	-	-	-	-	-	-	-	
Special skip	-	-	-	-	-	-	-	-	-	-	-	-	-	-	-	-	-	-	-	-	-	-	-	-	-	-	-	-	-	-	-	-	-	-	-	-	-	-	
<b>CAB</b>																																							
Cabin ROPS (roll over protection structure) /FOPS Level II	-	-	-	-	-	-	-	-	-	-	-	-	-	-	-	-	-	-	-	-	-	-	●	●	-	-	●	-	●	-	-	●	●	-	-	●	●		
Air-conditioning system	-	-	-	-	-	-	-	-	-	-	-	-	-	-	-	-	-	-	-	-	-	-	-	-	-	-	-	●	-	-	●	●	-	-	●	●	-	-	
Fold-down ROPS bar	●	●	●	●	●	●	●	●	●	●	●	●	●	●	●	●	●	●	●	●	●	●	●	-	●	●	-	●	-	●	-	-	●	-	-	●	●	-	-
Vandalism protection for display	-	-	-	-	-	-	-	-	-	-	-	-	-	-	-	-	-	-	-	-	-	-	-	-	-	-	-	●	●	●	●	●	●	●	●	●	●	●	●
Artificial leather seat	-	-	-	-	-	-	-	-	-	-	-	-	●	-	●	●	-	●	-	-	-	●	●	●	-	-	●	-	-	●	●	●	●	●	●	●	●	●	
<b>ENGINE AND DRIVE SYSTEM</b>																																							
25 km/h version	-	-	-	-	-	-	-	-	-	-	-	-	-	-	-	-	-	-	-	-	-	-	-	-	●	●	●	●	●	●	●	●	●	●	●	●	●	●	
28 km/h version	-	-	-	-	-	-	-	-	-	-	-	-	-	-	-	-	-	-	-	-	-	-	-	-	-	-	-	-	-	-	-	-	-	-	-	-	-		
DV 30/10/15/10 km/h	-	-	-	-	-	-	-	-	-	-	-	-	-	-	-	-	-	-	-	-	-	-	-	-	-	-	-	-	-	-	-	-	-	-	-	-	-		
55-kW engine	-	-	-	-	-	-	-	-	-	-	-	-	-	-	-	-	-	-	-	-	-	-	-	-	-	-	-	-	-	-	-	-	-	-	-	-	-		
<b>TIRES</b>																																							
Tractor profile	●	●	-	●	-	●	●	●	●	●	●	●	●	●	●	●	●	●	●	●	●	●	●	●	●	●	●	●	●	●	●	●	●	●	●	●	●	●	
Turf profile	-	-	●	-	-	-	-	-	-	-	-	-	-	-	-	-	-	-	-	-	-	-	-	-	-	-	-	-	-	-	-	-	-	-	-	-	-		
Narrow tires	-	-	-	-	●	-	-	-	-	-	-	-	-	-	-	-	-	-	-	-	-	-	-	-	-	-	-	-	-	-	-	-	-	-	-	-	-		
Special tires	-	-	-	-	-	-	-	-	-	-	-	-	-	-	-	-	-	-	-	-	-	-	-	-	-	-	-	-	-	-	-	-	-	-	-	-	-		
<b>MISCELLANEOUS</b>																																							
Towing device	-	-	-	-	●	●	-	●	●	-	-	-	●	-	●	●	-	●	-	-	-	●	●	●	-	●	●	-	●	●	●	●	●	●	●	●	●	●	
Plug receptacle towing device	-	-	-	-	●	-	-	-	-	-	-	-	●	-	●	●	-	●	-	●	-	●	●	●	-	●	●	-	●	●	●	●	●	●	●	●	●	●	
Road lighting	-	-	-	-	●	●	-	●	●	-	●	-	●	-	●	●	-	●	-	●	-	●	●	●	-	●	●	●	●	●	●	●	●	●	●	●	●	●	●
Trailer hitch (manual)	-	-	-	-	-	-	-	-	-	-	-	-	-	-	-	-	-	-	-	-	-	-	-	-	-	-	-	-	-	-	-	-	-	-	-	-	-		
Wheel chock	-	●	●	-	●	●	-	●	●	-	●	-	●	-	●	●	-	●	-	●	-	●	●	●	-	●	●	●	●	●	●	●	●	●	●	●	●	●	●
Battery charger for xGEL 230V 16A	-	●	●	-	-	-	-	-	-	-	-	-	-	-	-	-	-	-	-	-	-	-	-	-	-	-	-	-	-	-	-	-	-	-	-	-	-		
Display for camera and machine signals	-	-	-	-	-	-	-	-	-	-	-	-	-	-	-	-	-	-	-	-	-	-	-	-	-	-	-	-	-	-	-	-	-	-	-	-	-		
Document box	-	-	-	-	-	-	-	-	-	-	-	-	-	-	-	-	-	-	-	-	-	-	-	-	-	-	-	-	-	-	-	-	-	-	-	-	-		
Registration plate mounting	-	-	-	-	-	-	-	-	-	-	-	-	-	-	-	-	-	-	-	-	-	-	-	-	-	-	-	-	-	-	-	-	-	-	-	-	-		
<b>SAFETY</b>																																							
Front and rear work lights	-	●	●	-	-	-	-	-	-	-	-	-	-	-	-	-	-	-	-	-	-	-	-	●	-	-	●	-	-	-	-	-	-	-	-	-	-		
Work lights rear	-	-	-	-	-	-	-	-	-	-	-	-	-	-	-	-	-	-	-	-	-	-	-	●	-	-	●	●	●	●	●	●	●	●	●	●	●	●	
Side mirror (rear-view mirror)	-	●	●	-	●	-	-	●	●	-	●	-	●	-	●	●	-	●	-	●	-	●	●	●	-	●	●	●	●	●	●	●	●	●	●	●	●	●	●
Reverse alarm	-	●	●	-	●	●	-	●	●	-	●	-	●	-	●	●	-	●	-	●	-	●	●	●	-	●	●	●	●	●	●	●	●	●	●	●	●	●	●
Broadband tone reverse alarm	-	-	-	-	-	-	-	-	-	-	-	-	-	-	-	-	-	-	-	-	-	-	-	-	-	-	-	-	-	-	-	-	-	-	-	-	-	-	
Skip grating	-	-	-	-	-	-	-	-	-	-	-	-	-	-	-	-	-	-	-	-	-	-	-	-	-	-	-	-	-	-	-	-	-	-	-	-	-	-	
View camera	-	-	-	-	-	-	-	-	-	-	-	-	-	-	-	-	-	-	-	-	-	-	-	-	-	-	-	-	-	-	-	-	-	-	-	-	-		
Seat contact switch	-	-	-	-	-	-	-	-	-	-	-	-	-	-	-	-	-	-	-	-	-	-	-	-	-	-	-	-	-	-	-	-	-	-	-	-	-		
Entry in signal color	-	-	-	-	-	-	-	-	-	-	-	-	-	-	-	-	-	-	-	-	-	-	-	-	-	-	-	-	-	-	-	-	-	-	-	-	-		
Road Lights	-	-	-	-	-	-	-	-	-	-	-	-	-	-	-	-	-	-	-	-	-	-	-	-	-	-	-	-	-	-	-	-	-	-	-	-	-		
Orange LED rotating beacon	-	●	●	-	●	●	-	●	●	-	●	-	●	-	●	●	-	●	-	●	-	●	●	●	-	●	●	-	●	●	●	●	●	●	●	●	●	●	●
Orange safety belt	-	-	-	-	-	-	-	-	-	-	-	-	-	-	-	-	-	-	-	-	-	-	-	-	-	-	-	-	-	-	-	-	-	-	-	-	-		
Green LED rotating beacon	-	-	-	-	-	-	-	-	-	-	-	-	-	-	-	-	-	-	-	-	-	-	-	-	-	-	-	-	-	-	-	-	-	-	-	-	-		



# Technical data

WHEEL DUMPERS AND DUAL VIEW DUMPERS

		DW15e		1001		1501		1601			DW20					DW30			DW40	DW50	DW60			
		High tip skip	Swivel tip skip	High tip skip	Narrow	High tip skip	Swivel tip skip	High tip skip	Swivel tip skip	Front tip skip	High swivel tip skip	Swivel tip skip	Front tip skip	SLE	Asphalt skip	High swivel tip skip	Swivel tip skip	Front tip skip	Swivel tip skip	Swivel tip skip	Swivel tip skip	Front tip skip	Swivel tip skip 3m	
GENERAL		UNIT																						
<b>Payload</b>	<b>kg</b>	1,500		1,000	850	1,500		1,500																
<b>Shipping weight</b>	<b>kg</b>	1,940		1,215	1,150	1,320	1,261	1,261			2,254	2,034	1,899	2,389	2,039	2,804	2,142	1,987	2,575	3,445	4,118	3,874	4,118	
<b>Skip capacity</b> struck	<b>l</b>	650		415		650		650	829		950	950	1,200	780	950	1,280	1,280	1,420	1,800	1,970	2,350	2,700	2,300	
<b>Skip capacity</b> heaped	<b>l</b>	800		525		800		850	1,044		1,280	1,280	1,500	1,060	1,160	1,750	1,750	1,800	2,300	2,650	3,150	3,600	3,100	
<b>Skip capacity</b> volume of water	<b>l</b>	420	325	275		420	325	420	325	612	700	700	950	630	740	990	990	1,110	1,190	1,200			1,600	
DRIVE		UNIT																						
<b>Manufacturer/model</b>	-	-		Yanmar 3TNV76		Yanmar 3TNV76		Yanmar 3TNV76			Yanmar 3TNV76						Yanmar 3TNV76*			PERKINS 403J-E17T	Deutz TCD 2.9	Deutz TD 2.2**		Deutz TD 2.9
<b>Design system</b>	-	-		water-cooled 3-cylinder-diesel		water-cooled 3-cylinder-diesel		water-cooled 3-cylinder-diesel			water-cooled 3-cylinder-diesel						water-cooled 3-cylinder-diesel			water-cooled 3-cylinder turbo-diesel	water-cooled 4-cylinder turbo-diesel	water-cooled 3-cylinder turbo-diesel		water-cooled 4-cylinder turbo-diesel
<b>Power</b> (Iso 3046/1)	<b>kW/hp</b>	6.5		18.9/25.7		18.9/25.7		18.9/25.7			18.9/25.7						18.9/25.7			36/45.3	55.4/75.3	44.5/59.7		55.4/75.3
<b>Displacement</b>	<b>cm<sup>3</sup></b>	-		1,116		1,116		1,116			1,116						1,116			1,663	2,900	2,194		2,900
<b>Operating speed</b>	<b>min<sup>-1</sup></b>	-		3,000		3,000		3,000			3,000						3,000			2,200	2,300	2,300		2,200
<b>Emissions/emission standard</b>	-	100% electric		Stage V		Stage V		Stage V			Stage V						Stage V			Stage V	Stage V	Stage V		Stage V
DRIVE CHARACTERISTICS		UNIT																						
<b>Max. travel speed</b>	<b>km/h</b>	14		14		16		16			20						20			25	28	25		
<b>Articulation</b>	<b>Degrees</b>	± 33		± 33		± 33		± 33			± 36						± 36			± 36	± 37	± 29		
<b>Swing</b>	<b>Degrees</b>	± 15		± 15		± 15		± 15			± 15						± 15			± 12	± 15	± 11.5		
<b>Turning radius</b> outside	<b>mm</b>	3,650		3,200		3,300		3,300			3,800						3,800			4,030	4,250	5,125		
<b>Gradeability</b> max.	<b>%</b>	45		45		50		50			50						50			50	50	60		
DRIVE SYSTEM		UNIT																						
<b>Drive system</b>	-	4WD electric		4WD Twin Lock		4WD Twin Lock		2WD Hydrostatic			4WD Hydrostatic						4WD Hydrostatic			4WD Hydrostatic	4WD Hydro-static incl. ECO mode	4WD Hydrostatic		
<b>Tires</b>	-	10.0/75-15.3 tractor tread		10.00/75-15.3 tractor tread	6.00/16.3 tractor tread	10.00/75-15.3 tractor tread		10.00/75-15.3 tractor tread			10.00/75-15.3 tractor tread						11.5/80-15.3 tractor tread			11.5/80-15.3 tractor tread	12.5-18/16 tractor tread	405/70-20 tractor tread		
HYDRAULIC SYSTEM		UNIT																						
<b>Drive pump</b>	-	-		Axial piston pump		Axial piston pump		Axial piston pump			Axial piston pump						Axial piston pump			Axial piston pump	Axial piston pump	Axial piston pump		
<b>Discharge volume</b>	<b>l/min</b>	-		84		135		84			66						66			99	132	123		
<b>Operating pressure</b>	<b>bar</b>	-		360		360		420			445						445			448	450	473		
<b>Work pump</b>	-	Gear pump		Gear pump		Gear pump		Gear pump			Gear pump						Gear pump			Gear pump	Gear pump	Gear pump		
<b>Flow rate</b>	<b>l/min</b>	16.8		25		25		25.7			33.4						33.4			30.9	45	59		
<b>Operating pressure</b>	<b>bar</b>	175		170		170		170			200						200			220	220	240		
TANK CAPACITY		UNIT																						
<b>Diesel tank</b>	<b>l</b>	-		15		20		20			35						35			45	50	70		
<b>Hydraulic oil tank</b>	<b>l</b>	20		20		20		20			31						31			28	40	48		
NOISE EMISSIONS		UNIT																						
<b>Sound power level (LWA)</b> (according to 2000/14/EG)	<b>dB(A)</b>	91		101		101		101			101						101			101	101	101		
<b>Emission sound pressure level (LpA)</b>	<b>dB(A)</b>	58		82		81		80			82						81/77*			80	82	-		

\*Data for the optional engine: See DW40 \*\*Data for the optional engine: See DW90



# Technical data

		DW90	DV60		DV90		DV100
		Front tip skip	Swivel tip skip	Front tip skip	Swivel tip skip	Front tip skip	Front tip skip
GENERAL		UNIT					
<b>Payload</b>	<b>kg</b>	9,000	6,000		9,000		10,000
<b>Shipping weight</b>	<b>kg</b>	4,478	4,002		4,570		4,570
<b>Skip capacity</b> struck	<b>l</b>	3,600	2,350	2,700	3,300	3,750	4,150
<b>Skip capacity</b> heaped	<b>l</b>	4,500	3,150	3,600	4,350	4,600	5,000
<b>Skip capacity</b> volume of water	<b>l</b>	2,350	1,600	1,900	2,050	2,400	2,550
ENGINE		UNIT					
<b>Manufacturer/model</b>	-	Deutz TD 2.9	Deutz TD 2.9		Deutz TD 2.9		Deutz TD 2.9
<b>Design system</b>	-	water-cooled 4-cylinder turbo-diesel	water-cooled 4-cylinder turbo-diesel		water-cooled 4-cylinder turbo-diesel		water-cooled 4-cylinder turbo-diesel
<b>Power</b> (Iso 3046/1)	<b>kW/hp</b>	55.4/75.3	55.4/75.3		55.4/75.3		55.4/75.3
<b>Displacement</b>	<b>cm<sup>3</sup></b>	2,900	2,900		2,900		2,900
<b>Operating speed</b>	<b>min<sup>-1</sup></b>	2,200	2,200		2,200		2,200
<b>Emissions/emission standard</b>	-	Stage V	Stage V		Stage V		Stage V
DRIVE CHARACTERISTICS		UNIT					
<b>Max. travel speed</b>	<b>km/h</b>	25	28		30		30
<b>Articulation</b>	<b>Degrees</b>	±29	±29		±28.3		±28.3
<b>Swing</b>	<b>Degrees</b>	±11.5	±11		±11		±11
<b>Turning radius</b> outside	<b>mm</b>	5,750	5,980	6,100	6,491	6,760	6,600
<b>Gradeability</b> , theoretical	<b>%</b>	45	55		50		50
DRIVE SYSTEM		UNIT					
<b>Drive system</b>	-	4WD Hydrostatic incl. ECO mode	4WD Hydrostatic incl. ECO mode		4WD Hydrostatic incl. ECO mode		4WD Hydrostatic incl. ECO mode
<b>Tires</b>	-	500/60-22.5 tractor tread	405/70-20 tractor tread		500/60-22.5 tractor tread		500/60-22.5 tractor tread
HYDRAULIC SYSTEM		UNIT					
<b>Drive pump</b>	-	Axial piston pump	Axial piston pump		Axial piston pump		Axial piston pump
<b>Discharge volume</b>	<b>l/min</b>	123	123		123		123
<b>Operating pressure</b>	<b>bar</b>	473	500		500		500
<b>Work pump</b>	-	Gear pump	Gear pump		Gear pump		Gear pump
<b>Flow rate</b>	<b>l/min</b>	60.6	60.6		60.6		60.6
<b>Operating pressure</b>	<b>bar</b>	240	240		240		240
TANK CAPACITY		UNIT					
<b>Diesel tank</b>	<b>l</b>	70	80		80		80
<b>Hydraulic oil tank</b>	<b>l</b>	48	60		60		60
NOISE EMISSIONS		UNIT					
<b>Sound power level (LWA)</b> (in accordance with 2000/14/EG)	<b>dB(A)</b>	101	101		101		101
<b>Emission sound pressure level (LpA)</b>	<b>dB(A)</b>	-	78		78		81

## DW15e

	UNIT	
<b>Battery voltage</b>	<b>V</b>	48
<b>Nominal capacity/output</b>	<b>Ah/kWh</b>	300/14.4
<b>Battery weight (± 5%)</b>	<b>kg</b>	470
<b>Charging time</b>	<b>h</b>	8
<b>Running time under hard long-time application</b>	<b>h</b>	3.5
<b>Running time during normal activities</b>	<b>h</b>	6.5
<b>Motor drive system</b>	<b>kW</b>	6.5
<b>Motor work hydraulics</b>	<b>kW</b>	8.5

BATTERY

The Wacker Neuson product range includes over 300 different product series with different versions. The product data may vary accordingly with the selection of different options. Not all Wacker Neuson products listed or shown here are available or allowed in all countries. The Wacker Neuson products shown are examples and as such are subject to changes. We are happy to make you a specific offer upon request!

Reproduction only with the written approval of Wacker Neuson.

© Wacker Neuson SE





Your everyday working life is full of challenges. We have the right solutions and help you to be ahead of the competition. We offer everything you need for this purpose: **Wacker Neuson—all it takes!**

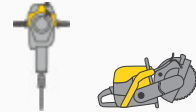
## Products



Concrete technology



Compaction



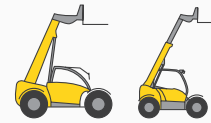
Demolition technology



Excavator



Wheel loader



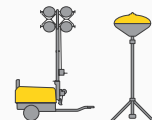
Telehandler



Dumper



Power units



Lighting



Pumps



Used equipment

[www.wackerneuson.com](http://www.wackerneuson.com)

## Services



### Financial solutions

Uncomplicated, transparent and individual financing options for you.



### Repair & maintenance

Excellent and fast maintenance. Repairs using original spare parts.



### Academy

We increase your knowledge in a practice-oriented manner and within an ideal learning environment.



### EquipCare

Everything to do with the machine in an overview, via app or PC – EquipCare.



### Rental

Protect your liquidity and rent top-maintained construction equipment as needed.



### Concrete specialists

Our specialists advise you in all project stages.



### eStore

Buy original spare parts online – for all Wacker Neuson product groups.



## Spare parts

### Every minute counts:

Within the shortest period of time, we deliver over 150,000 original Wacker Neuson spare parts to your construction site.



WN.EMEA.10093.V05.EN-US

03/2021 EN



Facebook  
wackerneuson



Instagram  
@wackerneuson



Youtube  
Wacker Neuson



LinkedIn  
Wacker Neuson Group